


A statement ends with a period ( . ). A question ends with a question mark ( ? ). Punctuate each sentence below.

1. Dennis and Mike are good friends \_\_\_\_
2. Has Mike gone swimming in his pool \_\_\_\_
3. What time does the library close \_\_\_\_
4. Dennis wants to read books about dinosaurs \_\_\_\_
5. Can Mike spend the night at Dennis's house \_\_\_\_
6. The dinosaur movie was very good \_\_\_\_
7. It is fun to go to the library \_\_\_\_
8. What movie did Dennis see \_\_\_\_
9. Does Dennis like to draw \_\_\_\_
10. Where does Mike live \_\_\_\_



# Phonics Fun!

**week 4**

Vowel sounds



Short "e" sounds like the "e" in *ten*.

Long "e" sounds like the "e" in *bee*.

Read each word below. If it has the short "e" sound, write it in the "Short e" column. If it has the long "e" sound, write it in the "Long e" column.



beach

hen

eat

bed

feet

red

shell

me

treat

head

spend

sea

when

den

bean

see

**Short "e"**

**Long "e"**

---

---

---

---

---

---

---

---

---

---

---

---

---

---

---

---

# Write a Letter!



**week 4**

Letter writing

Write a letter to your best friend. Tell him or her about what you've been doing this summer. Ask your friend some questions about what he or she has been doing. Ask your parents to help you mail the letter.

Dear \_\_\_\_\_, (today's date) \_\_\_\_\_

\_\_\_\_\_

\_\_\_\_\_

\_\_\_\_\_

\_\_\_\_\_

\_\_\_\_\_

\_\_\_\_\_

From, \_\_\_\_\_ (your name)


# A Piece of the Pie




**week 4**  
Fractions

When you divide something in half, you divide it into two equal parts. Dennis wants to share his snacks equally with Mike. Draw a line on each food to divide it in half. Then color each half differently.

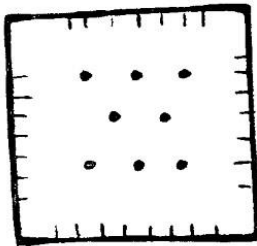
1.



2.




3.




4.




5.



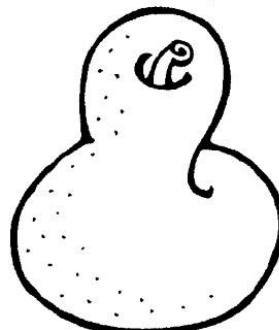
6.



7.



8.




# What Comes Next?

**week ④**



Counting by 2

**Skip-count by 2 to fill in the blanks.**



1. 4     \_\_\_\_\_     8

2. 30     \_\_\_\_\_     34

3. 12     14     \_\_\_\_\_     \_\_\_\_\_     20     22

4. 44     46     48     \_\_\_\_\_     52     54

5. 22     \_\_\_\_\_     26     \_\_\_\_\_     \_\_\_\_\_     32

6. 54     \_\_\_\_\_     \_\_\_\_\_     60     \_\_\_\_\_     64

7. 80     82     \_\_\_\_\_     \_\_\_\_\_     88     90

8. 72     \_\_\_\_\_     76     \_\_\_\_\_     \_\_\_\_\_     82


# Brain Exercise!

**week** ④

Addition



Add the numbers to find the answers.



1.  $2 + 4 + 3 =$  \_\_\_\_\_

2.  $3 + 1 + 2 =$  \_\_\_\_\_

3.  $0 + 4 + 4 =$  \_\_\_\_\_

4.  $5 + 2 + 2 =$  \_\_\_\_\_

5.  $6 + 1 + 1 =$  \_\_\_\_\_

6.  $7 + 1 + 1 =$  \_\_\_\_\_

7.  $3 + 5 + 0 =$  \_\_\_\_\_

8.  $1 + 4 + 3 =$  \_\_\_\_\_

9.  $8 + 2 + 0 =$  \_\_\_\_\_

10.  $4 + 2 + 3 =$  \_\_\_\_\_

11.  $6 + 3 + 0 =$  \_\_\_\_\_

12.  $3 + 3 + 1 =$  \_\_\_\_\_

13.  $5 + 3 + 1 =$  \_\_\_\_\_

14.  $9 + 0 + 2 =$  \_\_\_\_\_

15.  $6 + 3 + 3 =$  \_\_\_\_\_

16.  $4 + 4 + 4 =$  \_\_\_\_\_

# What Time Is It?

**week ④**




Telling time


Write the time below each clock.



1. \_\_\_\_\_ : \_\_\_\_\_




2. \_\_\_\_\_ : \_\_\_\_\_




3. \_\_\_\_\_ : \_\_\_\_\_



4. \_\_\_\_\_ : \_\_\_\_\_




5. \_\_\_\_\_ : \_\_\_\_\_



6. \_\_\_\_\_ : \_\_\_\_\_



7. \_\_\_\_\_ : \_\_\_\_\_



8. \_\_\_\_\_ : \_\_\_\_\_

# Imagination

**week ⑤**

Reading



**Read the poem aloud. Then answer the questions below.**



Summer days are bright and hot,

I eat ice cream and swim a lot.

I'm free to dream that I'm in charge,

of worlds beyond my small backyard.

From outer space to the deepest seas,

I'm the one the world must please,

and from my command post (it's a chair),

I am the ruler of Earth and air!



**Answer the questions.**

1. What do you like to pretend you are? \_\_\_\_\_

2. Does the child in this poem sound like someone you could be friends with? Why or why not? \_\_\_\_\_



# It's Rhyme Time!

**week ⑤**

Rhyming words



Words with the same ending sound are called rhyming words. Words like *cow*, *now*, and *how* are rhyming words. Read the words in the box. Choose the word from the box that rhymes with each word below, then write it on the line.

cap	thank	sleep	more	made
air	sit	walk	hot	bright

1. night \_\_\_\_\_

2. store \_\_\_\_\_

3. stayed \_\_\_\_\_

4. chair \_\_\_\_\_

5. drank \_\_\_\_\_

6. fit \_\_\_\_\_

7. keep \_\_\_\_\_

8. lot \_\_\_\_\_

9. nap \_\_\_\_\_

10. talk \_\_\_\_\_

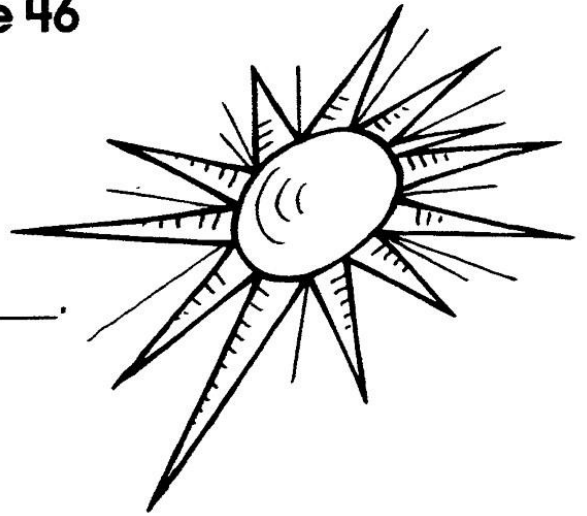
# Rhyming Words in Action

**week 5**

Rhyming words



Use the words from the box on Page 46  
to complete these short poems.



1. Every day the sun is \_\_\_\_\_.  
It shines on Earth to give us light.
2. The blackbird flies through the \_\_\_\_\_.  
It's free and happy, without a care.
3. The baby cried, "I want some \_\_\_\_\_!"  
The daddy cried, "I'm off to the store!"
4. The ocean seems silent, so green and so deep,  
It's almost as if all the animals just \_\_\_\_\_.
5. You can use the colored chalk  
To write and draw on the side \_\_\_\_\_.

# Letter Mix-Up

**week 5**

Spelling, vocabulary

Below are the mixed-up letters of a word. How many little words can you make from the letters? Can you make the big word, too?

t i r h b g



Word with 1 letter:

\_\_\_\_\_

Words with 2 letters:

\_\_\_\_\_  
\_\_\_\_\_

Words with 3 letters:

\_\_\_\_\_  
\_\_\_\_\_  
\_\_\_\_\_


Words with 5 letters:

\_\_\_\_\_  
\_\_\_\_\_

Word with 6 letters (the BIG word!):

\_\_\_\_\_

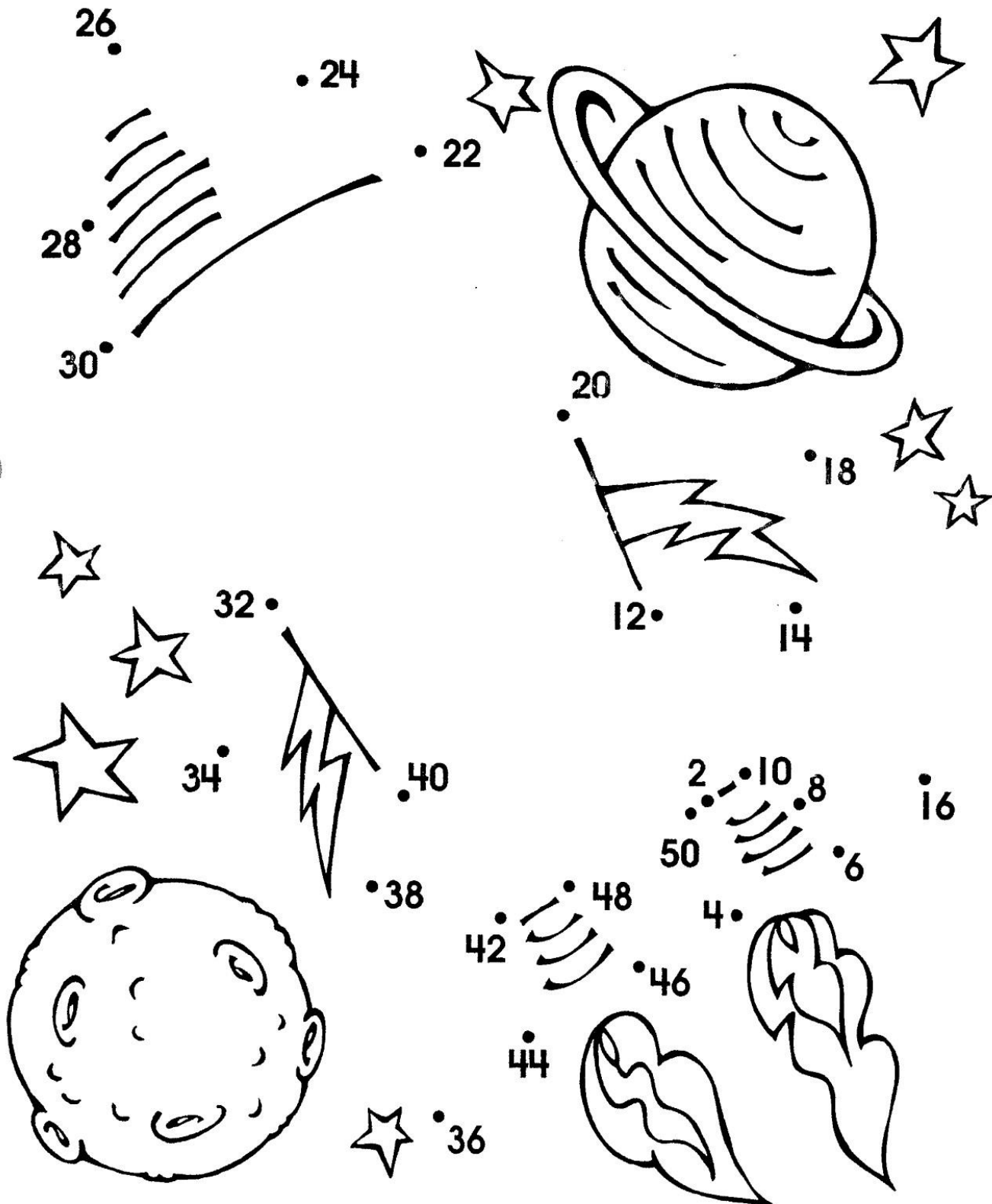
# Blast Off!



**week 5**

Counting by 2

Count by 2s to complete the picture and find out where your imagination can take you! Then color the picture.



# Brain Exercise!

**week ⑤**

Addition, subtraction



Add or subtract to find the answers.

1.  $9 - 2 =$  \_\_\_\_

2.  $10 - 5 =$  \_\_\_\_

3.  $3 + 6 =$  \_\_\_\_

4.  $10 - 7 =$  \_\_\_\_

5.  $5 + 4 =$  \_\_\_\_

6.  $4 + 4 =$  \_\_\_\_

7.  $5 + 5 =$  \_\_\_\_

8.  $3 + 5 =$  \_\_\_\_

9.  $10 - 1 =$  \_\_\_\_

10.  $10 - 8 =$  \_\_\_\_

11.  $6 + 4 =$  \_\_\_\_

12.  $7 + 1 =$  \_\_\_\_

13.  $8 + 2 =$  \_\_\_\_


14.  $1 + 9 =$  \_\_\_\_

15.  $10 - 6 =$  \_\_\_\_

16.  $7 + 3 =$  \_\_\_\_

17.  $0 + 10 =$  \_\_\_\_

18.  $9 - 7 =$  \_\_\_\_






# Spend the Money!

**week 5**

Money



Look at each toy and its price. Draw a line to match the cost of the toy to the correct amount of money.



# On the Farm


week ⑥

Comprehension



**Read the story. Then answer the questions that follow.**

"Can I really milk the cow?" Robin asked her grandpa. She'd never touched a cow before! Robin was spending two whole weeks with her grandparents on their farm. Her mom and dad had gone away for a vacation and left Robin with her grandparents. She had never been on a farm, and she was the only kid in the house!



"Of course you can milk the cow!" chuckled Grandpa. "Here's how you do it." Grandpa showed Robin how to squeeze the udder. The milk squirted into the bucket below. "Your turn," he said.

Robin held her hands just like Grandpa showed her. She gently tugged, then, *squirt!* The milk went into the bucket! Robin laughed, which startled the cow. The cow MOOED, which startled Robin. Robin jerked her hands, which made the milk squirt all over Grandpa. Grandpa laughed, Robin laughed, and the cow just swished her tail. Robin knew it was going to be a great two weeks!

1. How long was Robin staying with her grandparents?

---

2. How did Robin learn to milk the cow?

---



# Continue Robin's Story



**week 6**  
Creative writing

Robin is going to have a lot of fun on her grandparents' farm. What will Robin do after she milks the cow? Will she ride a horse? Will she pick some vegetables? Will she collect eggs from the hens? What will she and her grandparents do next?



**Write your own paragraph describing what you think Robin will do next on the farm.**

**When you're finished, draw a picture to match your story.**

---

---

---

---

Written and illustrated by : \_\_\_\_\_



# Who Moos?



**week ⑥**

Counting by 5

Count by 5s to connect the dots and complete the picture.  
Color the picture of the animal in Grandpa's barn!



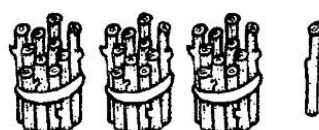
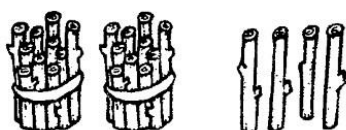
# Grouping by Tens

**week 6**

Place value

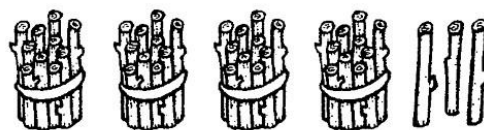
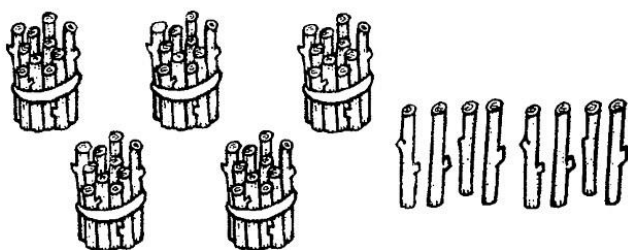
In the number 10, 1 stands for one group of ten, and 0 stands for the number of extras. For example, in the number 12, there is 1 group of ten and 2 extras.

Look at each number below. Write how many groups of ten and how many extras there are in each number. Use the pictures to help you.



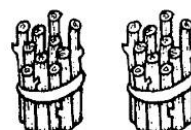
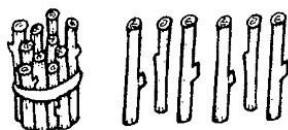
1.  $24 = \underline{\quad} \underline{\quad}$   
tens extras

2.  $31 = \underline{\quad} \underline{\quad}$   
tens extra



3.  $58 = \underline{\quad} \underline{\quad}$   
tens extras

4.  $43 = \underline{\quad} \underline{\quad}$   
tens extras



5.  $16 = \underline{\quad} \underline{\quad}$   
ten extras

6.  $20 = \underline{\quad} \underline{\quad}$   
tens extras