

# A Treasured Book

**week ⑦**

Comprehension



**Read the story. Then answer the questions on the next page.**

Maria took the book down from the library shelf. It was brand new! The cover was shiny, and the pages were clean.



"I'm the first person to ever check out this book," Maria thought happily. She took the book to the librarian. The librarian stamped the card and handed the book back to Maria. Maria smiled at him. "It's brand new," she said. "I'm the first one to ever read it."

"All books, even the old ones, are treasures, aren't they?" the librarian asked.

Maria thought. "I guess the old ones are even more special," she said.

The librarian looked puzzled. "Why?" he asked.

"Well," answered Maria, "even though this book is pretty and new, you don't know if it is a good story. But, if a book is all worn out, you can tell it's a good one because so many people have read it."

"I guess you're right," the librarian smiled.

"I'll take this book and I'll see if I can find an old one as well," said Maria.

# A Treasured Book (cont.)


**week 7**  
Comprehension

1. Which book would you rather check out, an old one or a new one? Why?

---

---

---



2. Why did Maria think an old book might be better than a new book?

---

---

3. Do you agree with Maria that an old book is more special than a new one? Why?

---

---

4. Which book do you think Maria will like best? Why?

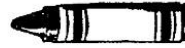
---

---

# Phonics Fun!

**week 7**

Vowel sounds



Short "o" sounds like the "o" in *hot*.

Long "o" sounds like the "o" in *cold*.

Read each word. If the word has the short "o" sound, write it in red crayon. If the word has the long "o" sound, write it in blue crayon.



go \_\_\_\_\_ old \_\_\_\_\_ dot \_\_\_\_\_

rose \_\_\_\_\_ got \_\_\_\_\_ box \_\_\_\_\_

coat \_\_\_\_\_ rocket \_\_\_\_\_ top \_\_\_\_\_

toad \_\_\_\_\_ hold \_\_\_\_\_ hot \_\_\_\_\_

most \_\_\_\_\_ boat \_\_\_\_\_ robin \_\_\_\_\_


# More or Less?

**week 7**

Comparisons



Which is more, and which is less? Complete each sentence by writing *more* or *less* on the blank.



1.  $10 - 3$  is \_\_\_\_\_ than  $5 + 3$ .
2.  $6 + 4$  is \_\_\_\_\_ than  $2 + 7$ .
3. A man weighs \_\_\_\_\_ than a boy.
4. A new car costs \_\_\_\_\_ than a new bike.
5. 5 nickels is \_\_\_\_\_ than 2 dimes and 7 pennies.
6. 1 quarter is \_\_\_\_\_ than 3 dimes.
7. A hen weighs \_\_\_\_\_ than a goat.
8. A gallon of ice cream is \_\_\_\_\_ than 2 cups of ice cream.

# Half for You, Half for Me


**week ⑦**  
Fractions




When you divide something in half, you divide it into two equal parts. For example, if you have two candy bars and you gave one to your friend, you would have given him or her one-half of what you have.

Color one-half of the items in each group below.


1.



2.




3.




4.



5.



6.





# An Inch Is an Inch



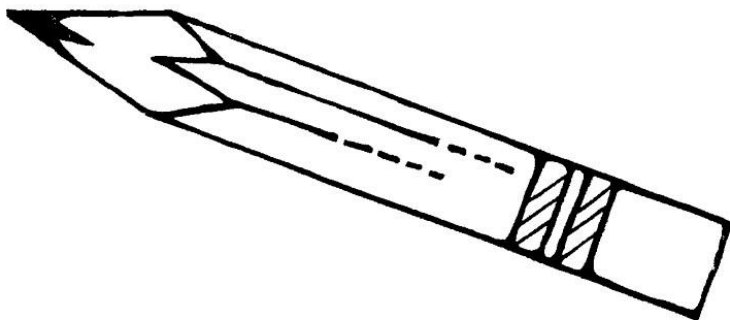
**week 7**  
Measurement

Cut the ruler from the bottom of the page. Measure each object to the nearest inch. Write the number of inches on each line.



A. \_\_\_\_\_

B. \_\_\_\_\_



C. \_\_\_\_\_

D. \_\_\_\_\_



# Brain Exercise!

**week 7**

Addition



Add to find the sums.

1.  $6 + 4 =$  \_\_\_\_\_

3.  $6 + 6 =$  \_\_\_\_\_

5.  $8 + 2 =$  \_\_\_\_\_

7.  $8 + 4 =$  \_\_\_\_\_

9.  $5 + 4 =$  \_\_\_\_\_


11.  $5 + 6 =$  \_\_\_\_\_

13.  $9 + 1 =$  \_\_\_\_\_

15.  $9 + 3 =$  \_\_\_\_\_

17.  $11 + 1 =$  \_\_\_\_\_

19.  $6 + 3 + 3 =$  \_\_\_\_\_



2.  $6 + 5 =$  \_\_\_\_\_

4.  $1 + 10 =$  \_\_\_\_\_

6.  $8 + 3 =$  \_\_\_\_\_

8.  $2 + 10 =$  \_\_\_\_\_

10.  $5 + 5 =$  \_\_\_\_\_

12.  $5 + 7 =$  \_\_\_\_\_

14.  $9 + 2 =$  \_\_\_\_\_

16.  $12 + 0 =$  \_\_\_\_\_

18.  $10 + 2 =$  \_\_\_\_\_

20.  $8 + 3 + 0 =$  \_\_\_\_\_




# For the Birds



**week 8**

Reading, picture clues


Winter, spring, summer, fall,  
all the robins do is call,  
for spring, summer, fall, winter,  
huddled in their nests a-twitter.  
Summer, fall, winter, spring,  
can't help themselves, they must sing,  
through fall, winter, spring, summer,  
teaching me to be a hummer.



Hum, hum, hum, hum, hum, hum, hum!

Hum, hum, hum, hum, hum, hum, hum!

**Color each picture, then write the season underneath.**





# Write Away!

**week 8**


Creative writing



**This story isn't finished! Use your imagination to finish it.  
When you've completed your story, give it a title.**



\_\_\_\_\_ (title) \_\_\_\_\_



My favorite season is \_\_\_\_\_ because I

can \_\_\_\_\_. I can play in the \_\_\_\_\_

and the \_\_\_\_\_.

I also like \_\_\_\_\_ because I can \_\_\_\_\_

\_\_\_\_\_.

I don't like \_\_\_\_\_ because \_\_\_\_\_

and \_\_\_\_\_.

Yes, my favorite season is \_\_\_\_\_.

What's yours?



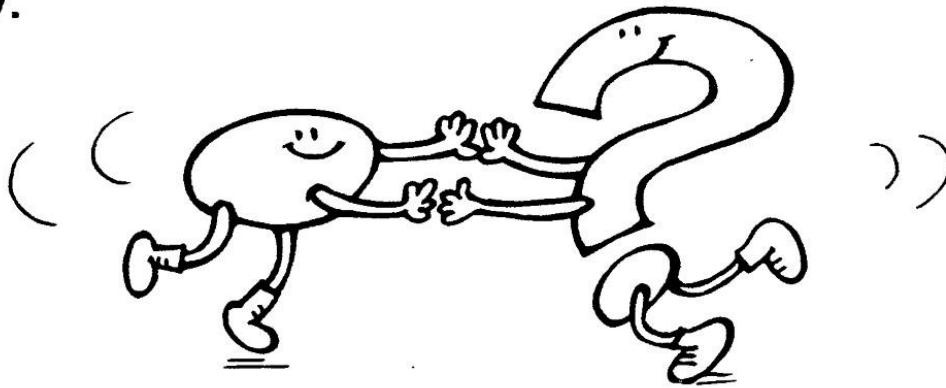
# Grammar Grabbers

**week 8**



Capitalization, punctuation

Oh, no! These sentences have no capital letters, periods, or question marks. Write each sentence correctly on the line below.



1. can you help fix these sentences

\_\_\_\_\_

2. rose checked out many library books

\_\_\_\_\_

3. did robin come back from the farm

\_\_\_\_\_

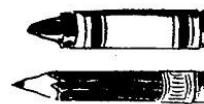
4. i think dennis and mike are friends

\_\_\_\_\_

5. summer is dennis's favorite season

\_\_\_\_\_

# More Numbers Are Missing!



**week 8**

Numerical order,  
counting by 5

Fill in the chart from 1 to 100. Then count by 5s, and color each fifth square. Explain the pattern.

	2	3		5					10
	12			15			18		20
21			24		26	27		29	
	32	33		35		37	38		40
41			44		46			49	
51	52					57			60
		63	64	65				69	
71	72								
		83			86	87			
91			94		96				100


# In Reverse

**week 8**

Numerical order



Fill in the missing numbers by counting backwards.



1. 24 \_\_\_\_ 22

2. 12 \_\_\_\_ 10

3. 56 \_\_\_\_ 54

4. 39 38 \_\_\_\_

5. 19 \_\_\_\_ 17

6. 61 60 \_\_\_\_

7. 42 \_\_\_\_ \_\_\_\_ 39

8. 88 87 \_\_\_\_ \_\_\_\_ \_\_\_\_

9. 100 \_\_\_\_ 98 \_\_\_\_

10. 33 \_\_\_\_ 31 \_\_\_\_ \_\_\_\_

11. 30 29 \_\_\_\_ \_\_\_\_ \_\_\_\_

12. 90 \_\_\_\_ 88 \_\_\_\_ \_\_\_\_ 85

13. 45 44 43 \_\_\_\_ \_\_\_\_ \_\_\_\_

14. 82 81 \_\_\_\_ \_\_\_\_ \_\_\_\_

# Brain Exercise!

**week ⑧**

Subtraction



**Subtract to find the answers.**

1.  $10 - 2 = \underline{\quad}$

2.  $11 - 1 = \underline{\quad}$

3.  $12 - 1 = \underline{\quad}$

4.  $8 - 4 = \underline{\quad}$

5.  $11 - 3 = \underline{\quad}$

6.  $12 - 2 = \underline{\quad}$

7.  $11 - 4 = \underline{\quad}$

8.  $10 - 3 = \underline{\quad}$

9.  $12 - 3 = \underline{\quad}$

10.  $11 - 0 = \underline{\quad}$

11.  $12 - 0 = \underline{\quad}$

12.  $11 - 5 = \underline{\quad}$

13.  $12 - 4 = \underline{\quad}$

14.  $10 - 5 = \underline{\quad}$

15.  $11 - 6 = \underline{\quad}$

16.  $12 - 5 = \underline{\quad}$

17.  $12 - 6 = \underline{\quad}$


18.  $11 - 7 = \underline{\quad}$

19.  $11 - 8 = \underline{\quad}$

20.  $12 - 7 = \underline{\quad}$

21.  $12 - 8 = \underline{\quad}$

22.  $10 - 9 = \underline{\quad}$



# A Ladybug Story


**week 9**

Comprehension



**Read the story. Then answer the questions that follow.**

Ladybugs are insects. Ladybugs hatch from eggs. As they grow, they change in color from pale orange to red with black spots. Ladybugs eat aphids. Aphids are little green bugs that live on roses and other plants. Ladybugs can fly because they have wings. The red part of a ladybug's body is called the "wing case." They do not fly very fast. Ladybugs sleep through the winter under piles of leaves. In the spring, ladybugs wake up. Time to get busy, ladybugs!



1. What are ladybugs? \_\_\_\_\_
2. What do ladybugs eat? \_\_\_\_\_
3. What are aphids? \_\_\_\_\_
4. What is the red part of a ladybug's body called?  
\_\_\_\_\_
5. What do ladybugs do during the winter? \_\_\_\_\_  
\_\_\_\_\_

# Phonics Fun!

**week 9**

Vowel sounds



Short "u" sounds like the "u" in *bug*.

Long "u" sounds like the "u" in *unicorn*.

Read each word in the box below. If the word has the short "u" sound, write it in a spot on the ladybug's left wing. If the word has the long "u" sound, write it in a spot on the ladybug's right wing.

summer

June

use

duck

fun

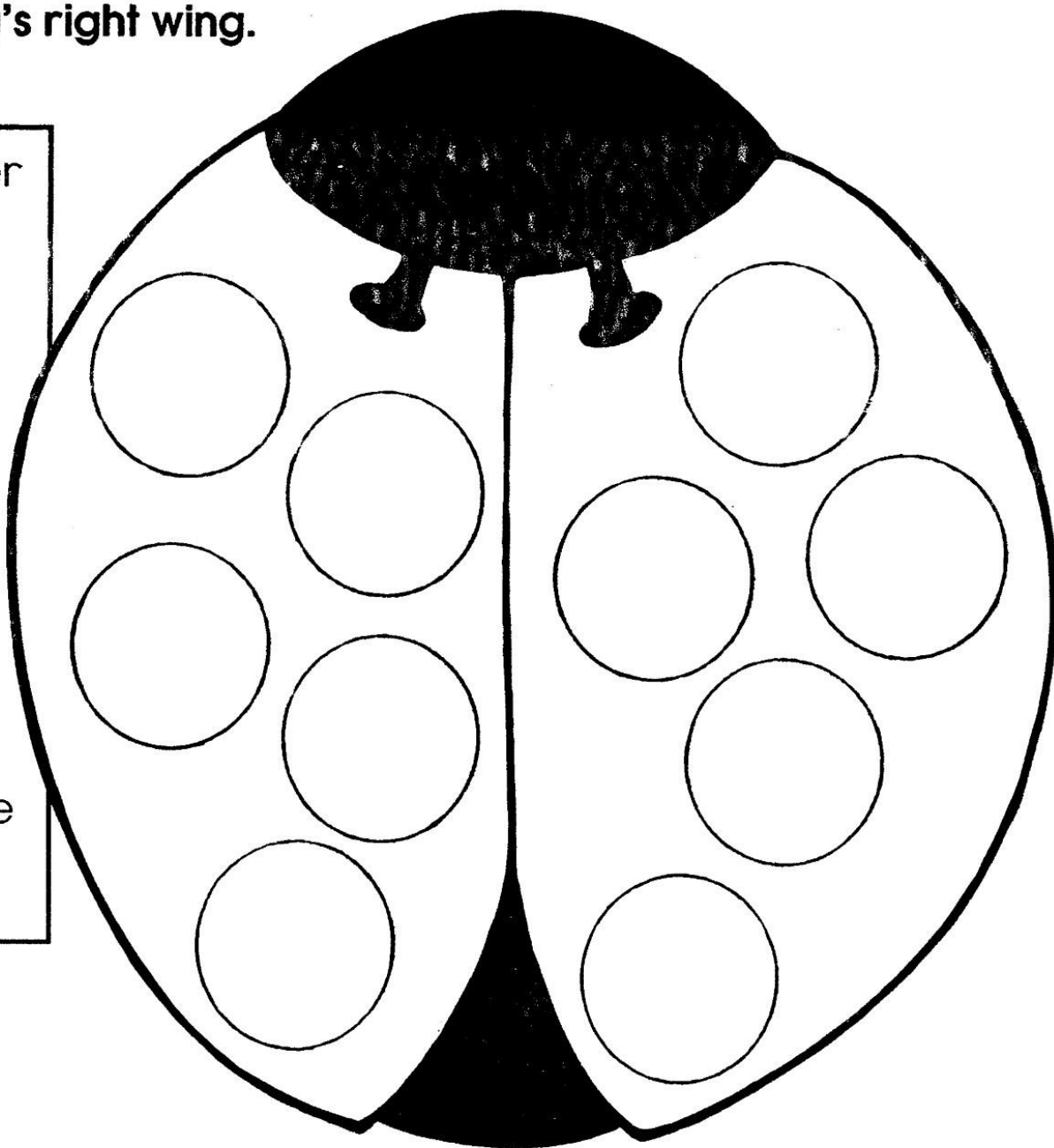
lunch

true

blue

chuckle

cute





# Grammar Grabbers

**week 9**



Compound words

A compound word is one big word made up of two smaller words. The word *ladybug* is a compound word. Draw a line to match the words on the left with the words on the right to make compound words.

1. butter

fighter



2. note

bread



3. lady

house



4. corn

fly




5. cup

book



6. fire

bug




7. school

cake



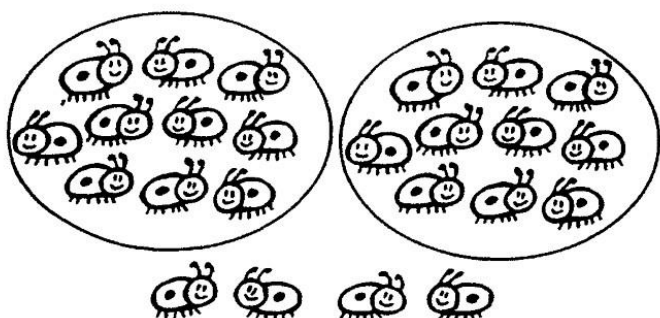
# Catch the Bugs!

**week 9**




Counting, place value

Circle each group of ten bugs. Count the extras. Write the numbers on the lines. The first one is done for you.




1.  $\underline{2}$   $\underline{4}$  = 24 bugs  
tens extras

2.  $\underline{\quad}$   $\underline{\quad}$  =  $\underline{\quad}$   
ten extras






3.  $\underline{\quad}$   $\underline{\quad}$  =  $\underline{\quad}$   
tens extras

4.  $\underline{\quad}$   $\underline{\quad}$  =  $\underline{\quad}$   
ten extra



5.  $\underline{\quad}$   $\underline{\quad}$  =  $\underline{\quad}$   
tens extras

6.  $\underline{\quad}$   $\underline{\quad}$  =  $\underline{\quad}$   
ten extras



# Who's Hiding?

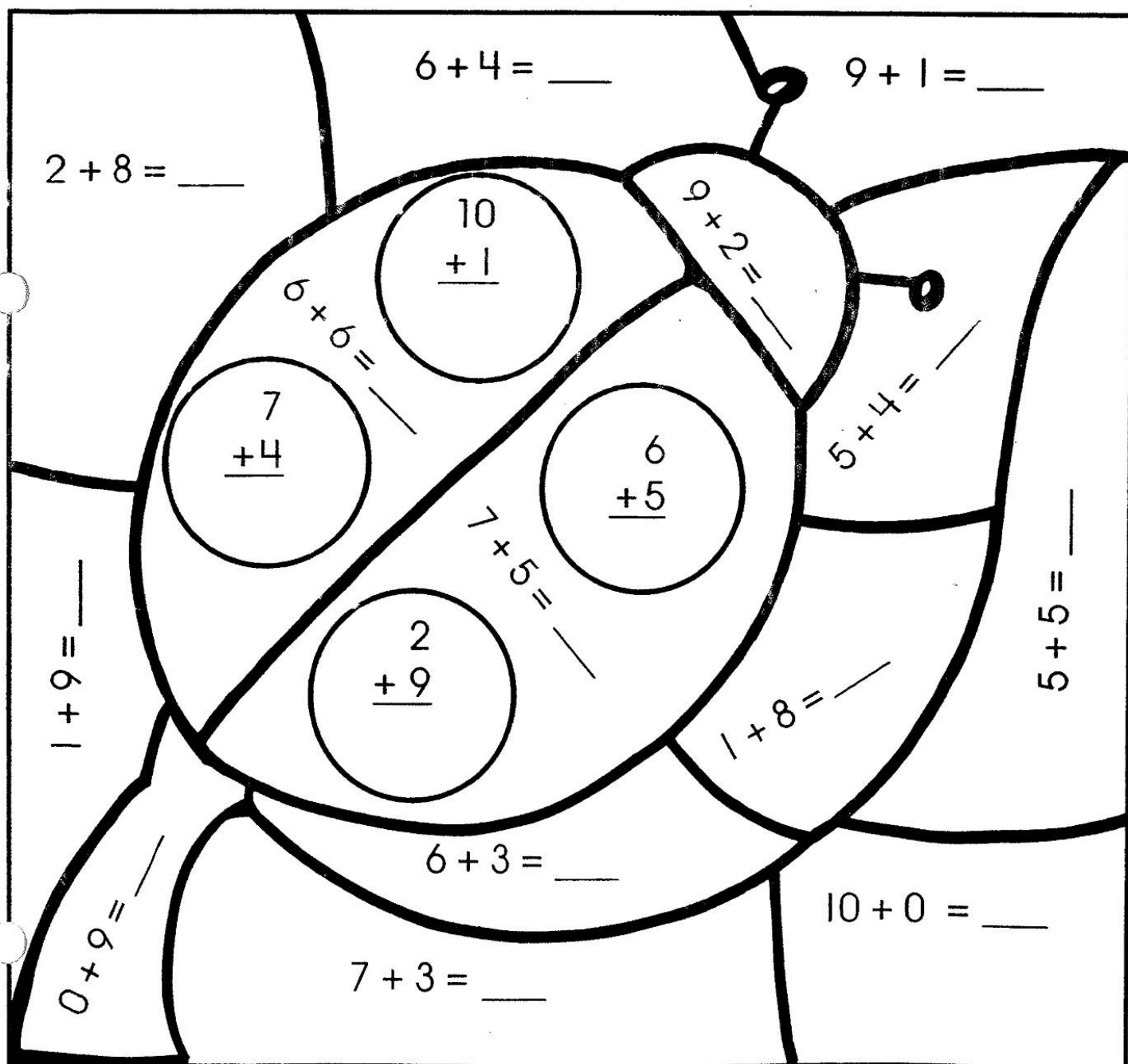
**week 9**

Addition




Find the answer for each problem. Then color each section according to the color key to find who's hiding!

9 = green    10 = blue    11 = black    12 = red



# Lilly's New Bike



**week 10**

Comprehension

**Read the story. Then answer the questions that follow on pages 83 and 84.**

Lilly was excited. School was going to start in one week, and she would see her friends Jan, Tim, Dennis, Rose, and Robin. She couldn't wait to tell them what she did during the summer! She helped take care of her baby brother and did extra housework for her parents. She also helped her neighbor, Mrs. Hill, wash her car every Saturday. Lilly earned enough money to buy a new bike!

Lilly's new bike was silver with a red stripe. She was going to ride it to school every day. Now she wouldn't have to walk to school anymore!

"I guess it really pays to do a job well," Lilly thought. Then she fastened her helmet, hopped on her bike, smiled a big grin . . . and away she rode!



1. Who are Lilly's friends? \_\_\_\_\_
2. What kind of person do you think Lilly is? Why? \_\_\_\_\_

# Lilly's New Bike (cont.)

**week 10**  
Comprehension

3. What kinds of jobs did Lilly do to earn money?

\_\_\_\_\_

4. Are there certain jobs you do well? Which job is your favorite? Which job do you like the least?

\_\_\_\_\_

**Imagine that you want to earn money by doing special jobs at home or for a friend. Think about which jobs you do well and why someone should "hire" you. Fill in and color the advertisement below to convince someone to give you the job(s) you want.**

Hi! My name is \_\_\_\_\_.

I am \_\_\_\_\_ years old. I am a good worker.

I'm really good at \_\_\_\_\_

because \_\_\_\_\_.

I am willing to do this job for you. I charge  
\$\_\_\_\_\_ an hour. You won't find a better  
offer anywhere!

# Phonics Fun!



**week 10**  
Vowel sounds

Short "i" sounds like the "i" in *insect*.

Long "i" sounds like the "i" in *kite*.

Read each word in the box. If the word has the short "i" sound, write it inside Mrs. Hill's car. If the word has the long "i" sound, write it outside the car. Then color the picture.

smile

hill

excited

stripe

hire

Lilly

bike

silver

thin

ride





# Think It Through

**week 10**

Story problems




Read each story problem. Use your addition or subtraction facts to find each answer. Write the answer as a sentence. The first problem is done for you.

1. Lilly washed Mr. Hill's car on Saturday. He paid her 2 dollars. She washed her mom's car on Sunday. Lilly's mom paid her 2 dollars. How much money did Lilly earn?

$$2 + 2 = 4$$

**Lilly earned 4 dollars.**



2. Lilly rode her bike for 3 hours on Monday and 5 hours on Tuesday. How long did she ride her bike all together?
- 

3. Lilly washed the dishes for her dad. She washed 4 plates, 2 glasses, and 5 bowls. How many dishes did she wash all together?
- 

4. Lilly was putting 12 cups away. She dropped 6. Crash! How many cups were left?
-